

For Low Pressure (Air)

# Rotary Plug

For pneumatic tools and devices

Working pressure



1.5 MPa  
(15 kgf/cm<sup>2</sup>)

Valve structure



One-way shut-off

Applicable fluid




Air

Newly developed rotary function allows 360° swivelling!  
Big improvement for handling of pneumatic tools!


- Rotary neck plug for hose connection to pneumatic tools and pneumatic devices.
- Fits at 45° angle to the tool eliminating annoying offset load caused by connected hose.
- Ideal compact design enables optimum workability by simple body structure. Now far lighter and smaller than conventional models.
- New dust-proof design for increased durability.
- For air tackers, nailers, impact wrenches and other pneumatic tools.

■ Comparison by appearance



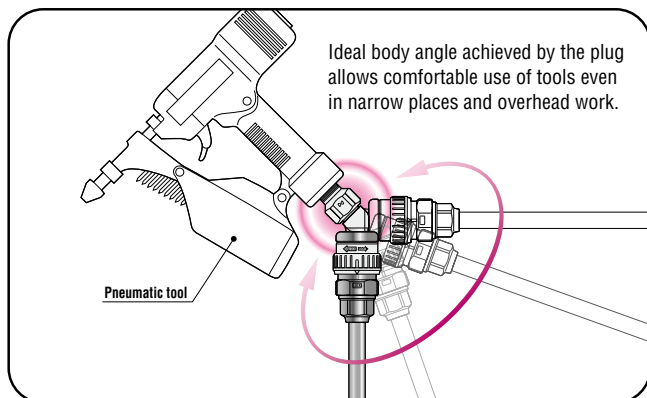
## Flow Direction

Fluid may flow in either direction from plug or from socket side when coupled.



## Interchangeability

- Model RL-20PM • RL-30PM • RL-20PFF: Can be connected with sockets for Hi Cupla Models 20, 30 and 40 and interchangeable with each corresponding Hi Cupla Series models.
- Model RL-02PM • RL-02PFF: Can be connected with sockets for Super Cupla.



Ideal body angle achieved by the plug allows comfortable use of tools even in narrow places and overhead work.

## Specifications

Body material	Steel (Nickel-plated)			
Size	1/4" • 3/8"			
Working pressure MPa (kgf/cm <sup>2</sup> )	1.5 {15} / only RL-02PM • PFF type : 1.0 {10}			
Pressure resistance MPa (kgf/cm <sup>2</sup> )	2.0 {20} / only RL-02PM • PFF type : 1.5 {15}			
Seal material	Seal material	Mark	Working temperature range	Remarks
Working temperature range	Nitrile rubber	NBR (SG)	-20°C~+80°C	Standard material

## Max. Tightening Torque

N·m (kgf·cm)

Size	R 1/4	R 3/8
Torque	15 {153}	25 {255}

## Models and Dimensions

WAF : WAF stands for width across flat.

### Plug PM type (Male thread)

Model	Application	Mass (g)	Dimensions (mm)		
			Lp	D	T
RL-20PM	Rc 1/4	52	(52.1)	(34.1)	R 1/4
RL-30PM	Rc 3/8	73	(50.8)	(32.8)	R 3/8

### Plug Model RL-20PFF type (Female thread)

- Application : G 1/4
- Mass : 57g

Dimensions (mm)

### Plug Model RL-02PM type (Male thread)

- Application : Rc 1/4
- Mass : 50g

Dimensions (mm)

### Plug Model RL-02PFF type (Female thread)

- Application : G 1/4
- Mass : 55g

Dimensions (mm)

Before use, please be sure to read "Safety Guide" described at the end of this book and "Instruction Sheet" that comes with the products.